

Weisshorn Funds UCITS – Global Bonds EUR

Marketing communication as of : 30.06.2024

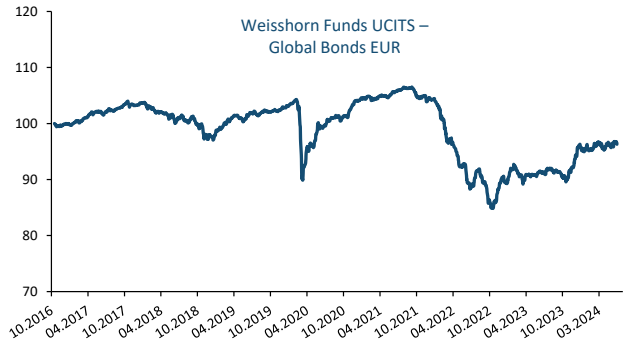
Investment Universe and Investment Objectives

ISIN: LU1506616843

NAV

96.3

The investment objective of the Sub-Fund is to seek long-term capital growth and income by investing in a debt portfolio of fixed/floating income instruments. The investment manager will select debt securities or issuers to build a portfolio with an overall average credit quality of investment grade. In order to reach its objective, the Sub-Fund will mainly invest in debt instruments (public and corporate issuers, short/long maturity bonds, fixed/variable rate securities, senior/subordinated debt, inflation-linked securities, perpetual bonds, investment grade/high yield bonds, convertible bonds), money market Instruments, cash and cash equivalents.



The Weisshorn Global Bond fund is a long term Fixed Income investment vehicle suitable for long term investors (5-year minimum holding horizon). The actual risk can vary significantly if your cash in at an early stage and you may get back less. The summary risk indicator is a guide to the level of risk of this product compared to other products. It shows how likely it is that the product will lose money because of movements in the markets or because we are not able to pay you. The essential risks of the investment fund lie in the possibility of depreciation of the securities in which the fund is invested.

The past performance is not an indicator of future returns. The return of the fund may go down as well as up due to changes in rates of exchange between currencies. Future performance is subject to taxation which depends on the personal situation of each investor and which may change in the future.

Source : Weisshorn Asset Management

Annual Performance net of fees *

	January	February	March	April	May	June	July	August	September	October	November	December	YTD
2019	1.41%	1.07%	0.49%	0.91%	-1.11%	1.08%	0.62%	-0.08%	0.21%	0.13%	0.15%	0.35%	5.32%
2020	0.78%	-0.95%	-9.97%	4.46%	1.64%	1.06%	1.26%	0.62%	-0.45%	0.51%	2.33%	0.78%	1.38%
2021	0.13%	-0.27%	0.45%	0.37%	0.10%	0.69%	0.43%	0.06%	-0.63%	-1.00%	-0.62%	0.38%	0.08%
2022	-1.82%	-3.48%	-2.60%	-2.14%	-1.49%	-4.88%	3.25%	-1.48%	-4.44%	0.35%	3.94%	-0.27%	-14.42%
2023	2.81%	-0.95%	-0.45%	0.31%	0.37%	0.14%	0.88%	-0.37%	-1.02%	-0.50%	2.99%	3.12%	7.45%
2024	0.25%	-0.72%	1.34%	-1.33%	0.46%	0.42%							0.40%

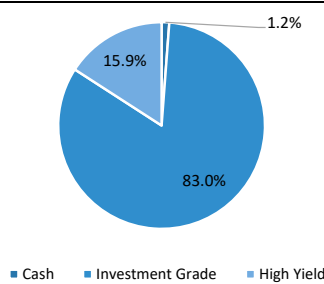
Source : Fund Partner Solutions

Top 10 Issuers

Issuer	Weight
EUROPEAN UNION	5.1%
SPAIN I/L BOND	3.3%
DEUTSCHLAND I/L BOND	2.8%
TSY INFL IX N/B	2.6%
BUONI POLIENNALI DEL TES	2.5%
LB BADEN-WUERTTEMBERG	2.2%
NTT FINANCE CORP	2.2%
FORTUM OYJ	2.2%
AIRBUS SE	2.1%
ERSTE GROUP BANK AG	2.1%
Total	27.1%

Source : Weisshorn Asset Management

Asset breakdown



Source : Weisshorn Asset Management

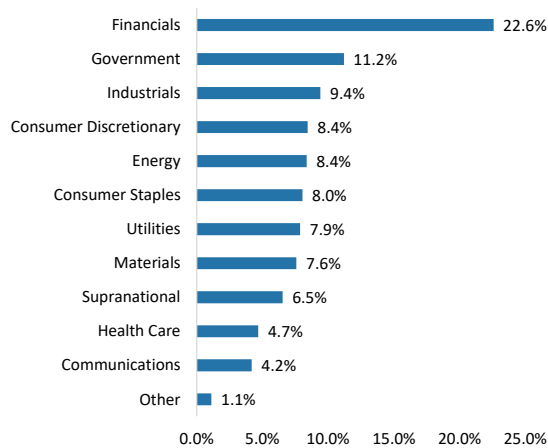
Key Figures

Annualized volatility	3.51%
Maximum Drawdown	-19.30%
Perf Since Inception	-3.70%
1Yr Performance	5.53%
3Yrs annualized Perf.	-3.08%
5Yrs annualized Perf.	-1.03%
Modified Duration	6.33
YTM	4.77
Average Rating Linear	BBB+
Average Rating Default Prob.	BBB-

The volatility is calculated on a daily basis and maximum drawdown on a monthly basis.

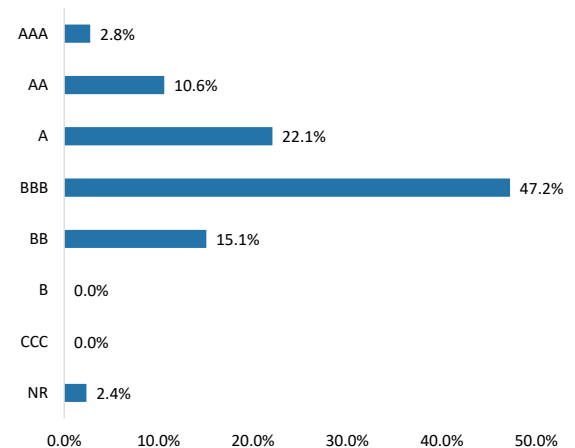
Source : Weisshorn Asset Management

Sectors Breakdown



Source : Weisshorn Asset Management

Rating Breakdown



Source : Weisshorn Asset Management

Review

The Weissshorn Global Bond Fund returned +0.42% in June in EUR terms, +0.52% in USD and 0.18% in CHF.

YTD, the fund is up by 0.4% in EUR, 1.1% in USD and -0.94% in CHF. Although we are not benchmarked against any index, the Bloomberg Euro Aggregate index provides a decent reference in terms of overall market performance. YTD, it returned -1.2% while the Euro corporate index returned 0.54%.

Bond markets delivered positive returns on the back of the ECB, SNB and BoC each cutting rates by 25 bps. Yields on 10-year US Treasuries ended the month 10 bps lower at 4.4%, 10-year Bunds finished at 2.5% (-16 bps) while 10-year Eidgenossen ended at 0.6%, some 30 bps lower helped by the flight to quality triggered by the French political uncertainty.

Corporates underperformed govies by 47 bps, the first underperformance in 8 months. Switzerland was the best performing market (+2.4% SBI AAA-BBB). The UK and the US delivered around 1% each (Bloomberg Aggregate indices) while Europe was lagging with 0.35%. France was a notable underperformer with -0.6% while Greece (-0.4%) and Italy (-0.3%) suffered in sympathy. It is worth mentioning that other peripheral countries such as Spain, Portugal and Ireland were very modestly affected by OAT spread widening and delivered positive returns in the month, highlighting the distinction that investors are making with Frances' unaddressed structural issues.

In terms of contribution, our US TIPS and German ILBs were the single best contributors with +6 and +3 bps, respectively. Cocos and corporate hybrids contributed approximately +12 bps while investment grade bonds around +30 bps. On the negative side was our exposure to Italy (-6 bps) and France (-4 bps). Delving into the details of our exposure to France, neither do we have exposure to OATs nor to banks, reflecting our assessment of insufficient risk premia amid structural headwinds. At 12%, our exposure to France is primarily focused on high quality issuers such as Airbus, Groupama insurance or LVMH which helps explain the marginal negative contribution of -4 bps on the month.

On the economic front, inflation continued its downward trajectory in the US: headline inflation was 3.3% yoy in May (previous 3.4%) while core PCE – the Fed's preferred measure – was 2.6% yoy (previous 2.8%), its lowest level since March 2021. In Europe, the June preliminary inflation estimate was 2.5% (previous 2.6%), while core was 2.9% (previous 2.9%). In Switzerland, both headline and core inflation were stable at 1.4% and 1.2% in May, respectively, well within the SNB's target range.

Outlook & Positioning

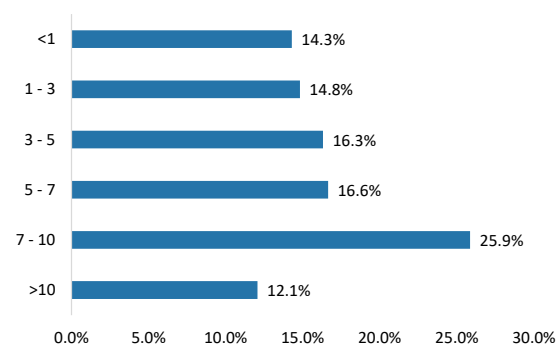
In June, we made some significant allocation changes. We have indeed reduced our exposure to the European market and invested the proceeds in the US and the UK, two markets with significantly higher rates and more potential for outperformance. In the process, we have reduced our allocation to Italy in favour of A-rated corporates.

At the same time, we have increased our overall duration from 5.9 to 6.3 because our observations are making us more confident of a US economic slowdown together with falling inflation. The Fed's dual mandate of maximum employment and price stability over time (core PCE at 2%) is very much in reach with the unemployment rate having risen from 3.4% to 4% and inflation heading to target. Additionally, credit growth, both for households and corporates has been falling significantly in the recent quarters and even reached contractionary levels in some instances. This provides additional indications that significantly higher rates are having an impact on reducing demand, which should bring the Fed to lower interest rates later in the year and into 2025.

On this side of the Atlantic, the ECB lowered interest rates by 25 bps in June, but cautioned on the slow path towards further cuts while repeating its data dependency. At the same time, Christine Lagarde mentioned the ECB was highly confident that inflation was heading towards target in 2025/2026. Further cuts are therefore warranted in 2024 and 2025.

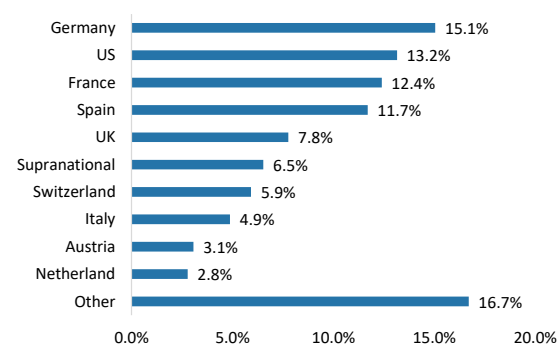
Finally, our credit exposure was improved marginally. We keep a conservative credit exposure as spreads are richly valued against our assessment of a late economic cycle. YTD defaults in Europe were at their highest level since 2008. The S&P 12-month trailing default rate was 4.1% in Europe and 4.7% in the US. While lower-rated companies (< BB-) are facing significant headwinds due to high leverage amid elevated interest rates, investment grade and BB-rated issuers are generally speaking in a healthy situation.

Maturity



Source : Weissshorn Asset Management

Country



Source : Weissshorn Asset Management

Key Data

Administrator	Share classes	Currency	ISIN	NAV
FundPartner Solutions (Europe) S.A. 15, avenue J.F. Kennedy L-1855 Luxembourg	Weissshorn Fund UCITS Global Bonds EUR Weissshorn Fund UCITS Global Bonds CHF Weissshorn Fund UCITS Global Bonds USD	EURO CHF (Hedged) USD (Hedged)	LU1506616843 LU1506617908 LU1506617494	96.3 90.31 109.64
Custodian	Asset Under Management		EUR 42.1 Mios	
Pictet & Cie (Europe) S.A. Succursale de Luxembourg	TER*		1.41% p.a.	
Investment Manager	Management fees		0.85% p.a.	
Weissshorn Asset Management 7 rue des Alpes CH 1211 Geneve 1 Switzerland www.weissshorn-am.com +41 22 316 03 30	Fund legal Type		Sicav UCITS V	
Auditors	Legal Status		Open-ended	
Ernst & Young SA 35E, av JF. Kennedy L-1855 Luxembourg	Dividend distribution policy		Capitalised	
	Subscription/ Redemption		Daily / Daily	
	Registration		CH, DE, ES, LU	
	Minimum investment	Minimum initial subscription amount EUR 5'000.		
	Entry / Exit Fees		Up to 1% / None	
	The cut-off time to submit subscriptions and /or redemption orders is 12 noon at the latest on the last business day before the valuation day.			
	*not all cost are presented in this document, further information can be found in the fund prospectus			

Disclaimer : This is a marketing communication. Please refer to the prospectus and information document of the fund before making any final investment decisions. You can obtain a summary of investors rights to the following link: <https://www.pictet.com/content/dam/www/documents/legal-and-notes/fundpartner-solutions/fps-summary-of-investors-rights.pdf>. Future performance is subject to taxation which depends on the personal situation of each investor and which may change in the future. Returns may increase or decrease as a result of currency fluctuations. The prospectus (available in EN, GE), the Key Information Document („KID“) (available in EN, FR, GE, SP), the articles of incorporation (available in EN) and the most recent annual or semi-annual report (available in EN) and after seeking the advice of an independent finance, legal, accounting and tax specialist. Interested parties may obtain the abovementioned documents free of charge from the authorized distribution agencies and from the offices of the Fund at 15, avenue John F. Kennedy, L-1855 Luxembourg. This document is made available exclusively to clients of Weissshorn Asset Management under discretionary portfolio management who has expressly requested to receive such information and documents (such as analysis, research, report, commentary and/or fact sheet). It shall not be communicated to any third party. The information and opinions (including positioning) contained on this document are for information purposes only and is not a solicitation, offer or recommendation to sell or acquire any securities, effect any transaction or to enter into any legal relations. More particularly, no information, document or opinions (including positioning) provided on this website regarding services or products shall constitute or be construed as an offer or solicitation to sell or acquire securities or other instruments in any jurisdiction where such offer or solicitation is prohibited by law or in which the person making an offer or solicitation is not licensed or registered to do so or to any person to whom such offer or solicitation is contradictory to local law or regulation. Any such prohibited offer or solicitation is void and Weissshorn Asset Management will disregard any communication received in respect thereof. Past performance should not be taken as an indication or guarantee of current or future performance, and no representation or warranty, express or implied, is made regarding future performance. Clients are urged to be assisted by professionals to assess the possibilities and risks associated with any financial operation before making any investment or other decisions.